

## Latching Limit Switch with Remote Reset SSD4 SERIES (3-CONDUIT ENTRIES)

### Introduction

SSD4 latching limit switch with remote reset is designed for use for applications, where an intentional reset of the switch is required. The switch can be remotely reset without being physically near it.

### Applications

- overspeed governor, particularly suitable for machine room less lifts.
- Wind generators, or similar applications with service areas difficult to access

### Features

- Glass fiber reinforced plastic body
- Glass fiber reinforced plastic body
- Conform to EN 60947-5-1, IEC 60947-5-1, UL508, ASME A17.1/5, EN 81-1, EN 81-2 Standards
- Reset with electric pulse 24VDC, 48VDC 120VAC or 240VAC options
- Galvanically separated contacts
- Prewired with 3 possible cable entry positions
- Positive Opening of NC contacts
- Conform to EN 50047 standard



### Specifications:

Operating Speed	0.05mm-0.5m/sec
Rated Current/Voltage	10A/600V AC (EN60947-5-1)
	AC15 A600 / DC13 Q300
Service Life	Mechanically 50,000 (operations)
Operating Temperature	-25~+50°C (-13~122°F) with no icing
Actuating force	6 N (+/- 2 N)
Actuating Distance	< 0.5mm
Contact Opening	2 x 2 mm
Degree of Protection	IP67


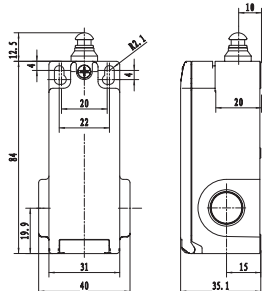

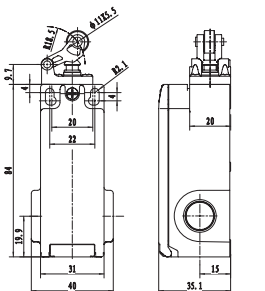

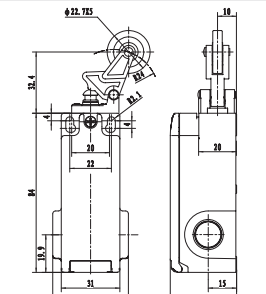

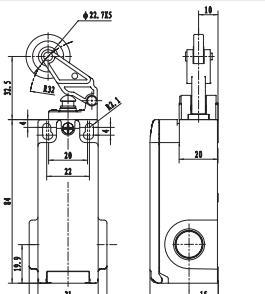

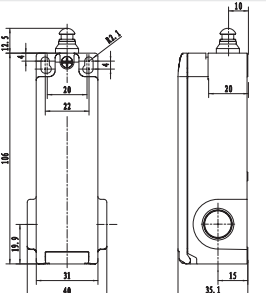

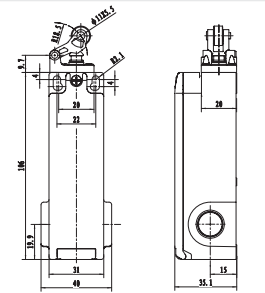

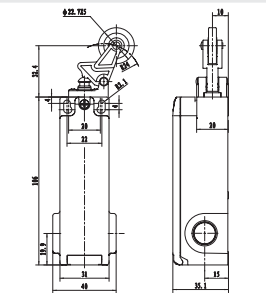

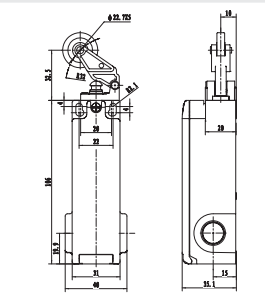
### Solenoid:

Rated voltage (Ue):	24 VDC (+/- 10%)
	48 VDC (+/- 10%)
	120 VAC (+/- 10%)
	240 VAC (+/- 10%)
Rated current (Ie):	3 A (24 VDC)
	1.5 A (48 VDC)
	0.8A (120VAC)
	0.5 A (230 V)
Solenoid duty cycle:	3% ED
Power supply time	Power supply time: min. 0.2s, max 0.5s
	Time without power supply: min. 30s
Max operating frequency:	100 operations cycles/hour

### Selection Guide:

SSD44	11	-	SL6	-	D	-	120	-	L	-	2
Head Styles See drawing below for commonly used head style.  See SND4 for complete head style list			Contact Block — SL: 1NO/1NC Contact — SL0: 1NC Contact — SL2: 2NC Contact — SL3: 2NO Contact — SL4: 3NC Contact — SL5: 3NO Contact — SL6: 2NC/1NO Contact		Conduits D: M16		Solenoid voltage rating — 24: 24VDC — 48: 48VDC — 120: 110-125VAC — 240: 220-240VAC		Cable Exit — L: Cable Exit Left — M: Cable Exit Bottom — R: Cable Exit Left		Cable Length

## Latching Limit Switch with Remote Reset SSD4 SERIES

 	 
<p>Order Code      Contact block</p> <p>SSD4311-S01      ⊕      slow action      1NC</p>	<p>Order Code      Contact block</p> <p>SSD4362-S01      ⊕      slow action      1NC</p>
 	 
<p>Order Code      Contact block</p> <p>SSD4372-S01      ⊕      slow action      1NC</p>	<p>Order Code      Contact block</p> <p>SSD4373-S01      ⊕      slow action      1NC</p>
 	 
<p>Order Code      Contact block</p> <p>SSD4411-SL      ⊕      slow action      1NC/1NO      BBM</p> <p>SSD4411-SL2      ⊕      slow action      2NC</p> <p>SSD4411-SL6      ⊕      slow action      2NC/1NO</p>	<p>Order Code      Contact block</p> <p>SSD4462-SL      ⊕      slow action      1NC/1NO      BBM</p> <p>SSD4462-SL2      ⊕      slow action      2NC</p> <p>SSD4462-SL6      ⊕      slow action      2NC/1NO</p>
 	 
<p>Order Code      Contact block</p> <p>SSD4472-SL      ⊕      slow action      1NC/1NO      BBM</p> <p>SSD4472-SL2      ⊕      slow action      2NC</p> <p>SSD4472-SL6      ⊕      slow action      2NC/1NO</p>	<p>Order Code      Contact block</p> <p>SSD4473-SL      ⊕      slow action      1NC/1NO      BBM</p> <p>SSD4473-SL2      ⊕      slow action      2NC</p> <p>SSD4473-SL6      ⊕      slow action      2NC/1NO</p>